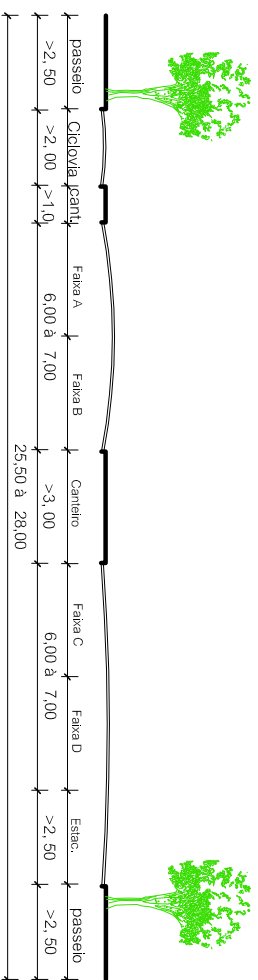
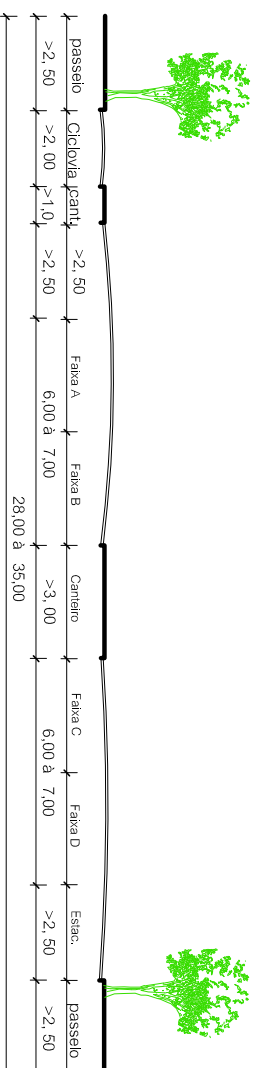



Via Principal tipo 01
Abaulamento de 2%



Via Principal tipo 02
Abaulamento de 2%



Via Principal tipo 03
Abaulamento de 2%



**PREFEITURA DE
GUARAPARI**

**PLANO DIRETOR MUNICIPAL
ANEXO 04 - FOLHA 04/05
SEÇÕES TRANSVERSAIS DAS VIAS**